

# CF57


## Honda CRF 1000 Africa Twin '16-

### Fitting kit:

ID	Description	Cat.N	Qt
1	Steel connection bar M10x130x30x30		1
2	Nut M10 safety	810	2
3	Washer M10 flat	804	2
4	Spacer d=12,hole diam. 8,5	130	1
5	Bolt M8x130	884	1
6	Washer M8 flat	802	2
7	Nut M8	809	1


ID	Description	Cat.N	Qt
9	Steel bracket for upper hold.	X71	1
10	Al. spacer d=12mm	120	2
11	Washer M6	947	8
12	Nut M6 safety	948	4
13	Bolt M6x20 low head	1022	2
14	Bolt M6x30	863	2

**Note: We recommend to use medium strong glue for all bolts and threads.**





Dismantle bolt M10 from chassi. Place connection bar into the chassi. ID.1, original spacer leave on the place. Insert upper crash bars from booth sides. Place washer ID.3 and nuts ID.2.

Between crash frames and chassi place spacer l=12mm. Place bolt M8x130 ID.5 with washer ID.6 trough the lower and upper crash bars and chassi. From other side place upper and lower crash bars, place washer ID.6 and nut ID.7.



Upper gripping.  
Between steel bracket ID.9 and fairing holder place spacers 2x ID.10, use bolts M6x30 ID.14, 4x washers M6 ID.11 and 2x nuts M6 ID.12.  
Crash bar and steel holder connect together by bolts M6x20 ID.13, 4x washers M6 ID.11 and nuts ID.12.



Original bolt. Rear place.